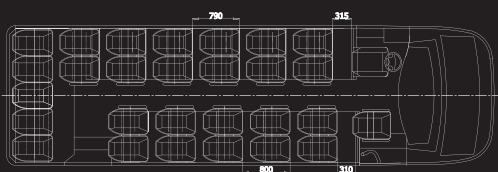
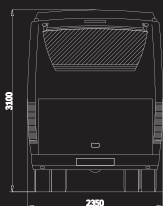
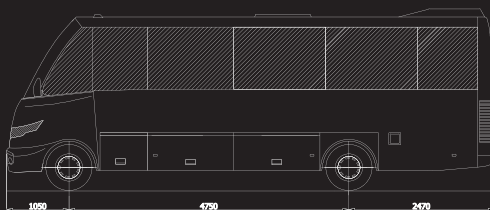
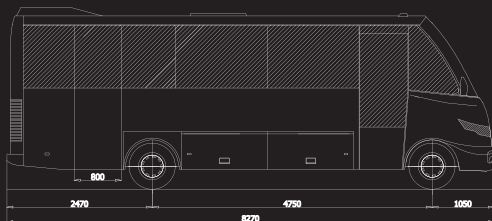


AS Domžale



RS
SCHOOLBUS

TECHNICAL DATA

Length / Width / Height	8270 mm / 2350 mm / 3100 mm
Wheelbase	4750 mm
Overhang (front, rear)	1050 mm, 2470 mm
Standing height	1970 mm
Gross vehicle weight	7.200 kg (2300/5000)
Luggage compartment	without
Engine	Turbo Intercooler – EDC unijet, 4 cylinder liner with direct injection and intercooler EURO VI
Power	125 kW (170 PS) / 3500 min-1
Volume	2.998 cm ³
Max. torque	400 Nm / 1350-3000 min-1, ZF 6 S 400 OD (6 + 1 gear /
Gear box	Agile - automatic gear as an option, Tempomat
Max. speed	100 Km/h (speed limiter)
Fuel consumption	approx. 15 l/100km
Fuel tank	original: 90 l / option: 150 l Inox
Tachograph	EG digital tachograph
Brakes	Dual hydraulic brake system Disk brakes: front and rear Electromagnetic brake: Telma with manual gear change combination Anti-lock braking system (ABS), ABD, EBD Mechanical hand brake on rear wheels
Suspension	Rear: air suspension Front: torsion bar suspension
Stabilizer	Stabilizers on the front axle strengthened for extreme high load Stabilizers on the rear axle strengthened
External mirror	Heated and electrically adjustable
Headlights	Halogen headlights Halogen fog lights
Tyres	225/75 R16
Electric system	12 V
Alternator	180 A
Batteries	12V / 110 Ah, relay
Body work	The skeleton is made of steel pipes and protected with a primer paint and acrylic lacquer Outer paneling of the bus of zinc coated sheet or stainless steel The entire paneling of polyester (central ceiling, front and rear, steps, side and rear luggage compartment)
Doors	Single-leaf electric passenger door – front, right Single-leaf electric door - rear, right
Luggage compartments	All luggage compartment doors are made of aluminum sheet, with a lock and rubber gaskets and upward movement. 2 luggage compartments on the left side: the smaller one has the power box for the body work, the other one Webasto heater and obligatory equipment for the vehicle
Glazing	All windows are bonded Windscreen – safety glass, heated Driver's window – double glazing, hardened, green

Isolation	Glass in the passenger door – double glazing, hardened, green Emergency door – double glazing, grey Side windows left and right - double glazing, grey Rear glass – single glazing, hardened, grey Sound and heat isolation on the walls and roof Additional sound isolation for engine
Number of seats	42 passenger seats - only for CH 27 passenger seats 1 driver's seat
Seats	Driver's seat: mechanical cushioned with head rest Schmierle seats- only for CH Vogel ECO 010 (width 420 mm) Equipment for 100 km/h, safety belts on all seats Floor covering: non-slippery, according to the customer's request Side walls: needled felt, dark-grey Ceiling: artificial leather - light grey Ventilation racks: artificial leather - light grey Safety bar before 1st line of seats, left and right
Interior linings	Interior rear-view mirror Sun blinds on the windscreen – electric or mechanical Radio (CD, MP3, DVD) and microphone (at customer's request) Leveled floor
Interior equipment	Driver's area– original Iveco air condition, front 2x roof hatch – emergency exit 2x ventilator - fresh air input and output 2x foldable side glass Driver's area– original Iveco Passenger's area– additional heating Webasto 2010, 10 kW, with pre-setting timer Convecter heaters under the seats, left and right Obligatory lights and signal system
Ventilation	Illumination above the passenger door - front Headlights – front Direction indicator left and right Marker lights - front and rear Side lamps Illumination of number plates - rear Wheel covers
Heating	Mud flaps on wheels - front and rear Exterior varnishing – single color Undercoat and cavity protection
Additional equipment	
Varnishing	

